



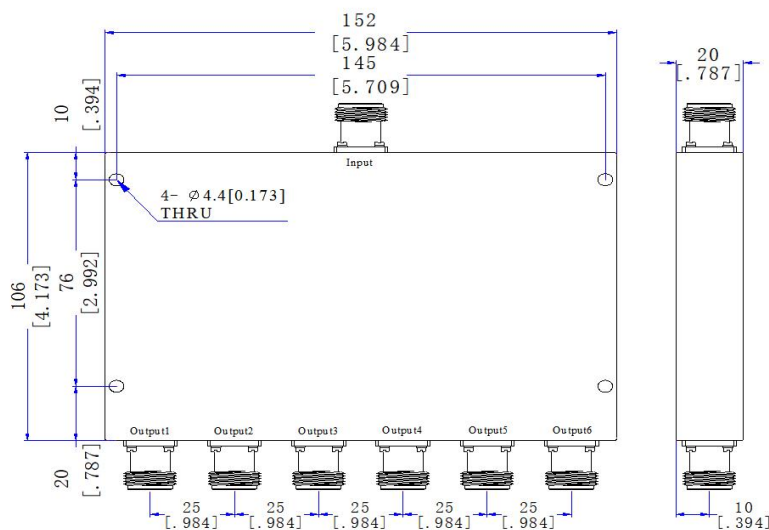
PRODUCTS

Power Divider

DFSCRIPTION

APD-2000/18000-6/20W-NF

1、OUTLINE DIMENSION: (UNIT: mm)



Note: Dimensions (mm / [inch]), General tolerance (± 0.3)

2、NOTE:

SN	Parameters	Specifications
1	频率范围 Frequency Range	2000~18000 MHz
2	插入损耗 Insertion Loss	$\leq 2.6\text{dB}$ (Excluding theoretical loss 未含理论损耗 7.8 dB)
3	输入驻波 Input Port VSWR	Typ.1.28 / Max.1.7
4	输出驻波 Output Port VSWR	Typ.1.20 / Max.1.6
5	隔离度 Isolation	Typ.24dB / Min.17dB
6	幅度平衡 Amplitude Balance	$\pm 0.7\text{dB}$
7	相位平衡 Phase Balance	$\pm 6^\circ$
8	阻抗 Impedance	50 Ohms
9	端口接头 Input/Output Connectors	N-Female 不锈钢
10	承受功率 Power Rating	Splitter 分路器用时 20W; Combiner 合路器用时 1W
11	工作温度 Operation Temperature	$-35^\circ\text{C} \sim +75^\circ\text{C}$
12	表面处理 Surface Finishing	Black paint 黑色烤漆
13	外形尺寸 Outline Dimensions	106*152*20 (mm)
14	重量 Weight	(g)

APPROVED BY

CHECKED BY

DRAWN BY

PART NO.

REVISION

DATE



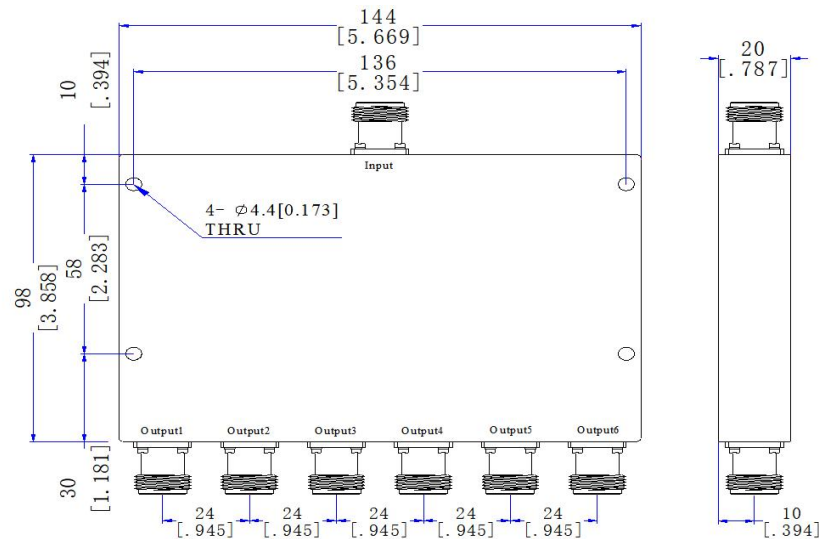
PRODUCTS

Power Divider

DESCRIPTION

APD-2000/18000-6/20W-NF

1、OUTLINE DIMENSION: (UNIT: mm)



Note: Dimensions (mm / [inch]), General tolerance (± 0.3)

2、NOTE:

SN	Parameters	Specifications
1	频率范围 Frequency Range	2000~18000 MHz
2	插入损耗 Insertion Loss	$\leq 3.0\text{dB}$ (Excluding theoretical loss 未含理论损耗 7.8 dB)
3	输入驻波 Input Port VSWR	Typ.1.28 / Max.1.7
4	输出驻波 Output Port VSWR	Typ.1.20 / Max.1.6
5	隔离度 Isolation	Typ.24dB / Min.18dB
6	幅度平衡 Amplitude Balance	$\pm 0.6\text{dB}$
7	相位平衡 Phase Balance	$\pm 6^\circ$
8	阻抗 Impedance	50 Ohms
9	端口接头 Input/Output Connectors	N-Female 不锈钢
10	承受功率 Power Rating	Splitter 分路器用时 20W; Combiner 合路器用时 1W
11	工作温度 Operation Temperature	$-35^\circ\text{C} \sim +75^\circ\text{C}$
12	表面处理 Surface Finishing	Black paint 黑色烤漆
13	外形尺寸 Outline Dimensions	98*144*20 (mm)
14	重量 Weight	(g)

APPROVED BY

CHECKED BY

DRAWN BY

PART NO.

REVISION

DATE



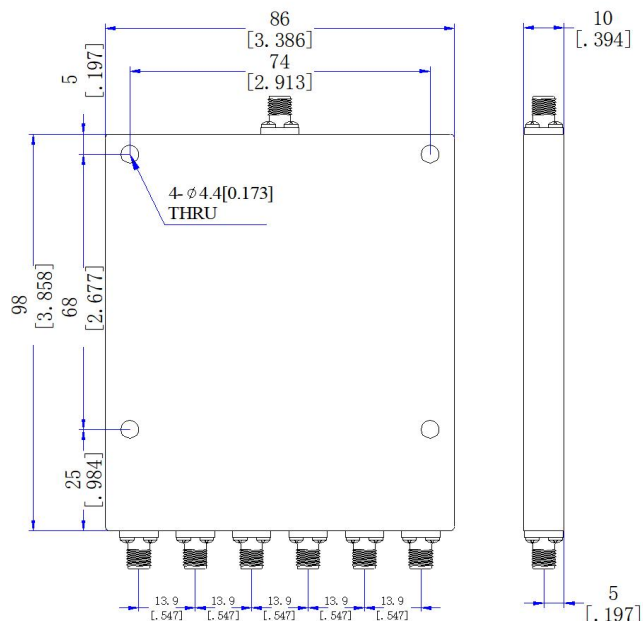
PRODUCTS

Power Divider

DESCRIPTION

APD-2000/12000-6/20W-SF

1、OUTLINE DIMENSION: (UNIT: mm)



Note: Dimensions (mm / [inch]), General tolerance (± 0.3)

2、NOTE:

SN	Parameters	Specifications
1	频率范围 Frequency Range	2000~12000 MHz
2	插入损耗 Insertion Loss	$\leq 2.0\text{dB}$ (Excluding theoretical loss 未含理论损耗 7.8 dB)
3	输入驻波 Input Port VSWR	Typ.1.30 / Max.1.50
4	输出驻波 Output Port VSWR	Typ.1.30 / Max.1.50
5	隔离度 Isolation	$\geq 18\text{dB}$
6	幅度平衡 Amplitude Balance	$\pm 0.5\text{dB}$
7	相位平衡 Phase Balance	$\pm 5^\circ$
8	阻抗 Impedance	50 Ohms
9	端口接头 Input/Output Connectors	SMA-Female 不锈钢头
10	承受功率 Power Rating	Splitter 分路器用时 20W; Combiner 合路器用时 1W
11	工作温度 Operation Temperature	$-45^\circ\text{C} \sim +85^\circ\text{C}$
12	表面处理 Surface Finishing	Black paint 黑色烤漆
13	外形尺寸 Outline Dimensions	98*86*10 (mm)
14	重量 Weight	(g)

APPROVED BY

CHECKED BY

DRAWN BY

PART NO.

REVISION

DATE